


















## FICHE TECHNIQUE Roues & Roulettes

### Série Polyuréthane Jante Polyamide $\phi$ 100 mm à Platine

Bandage polyuréthane injecté sur corps de roue en polyamide. Chape en acier estampé zingué. Pivotement sur 2 rangées de billes. Moyeu à rouleaux. Axe démontable.

		031048	022148	024148	023148
<b><math>\phi</math> 100 Platine</b>					
 mm	<b>Diamètre de la Roue (mm)</b>	<b>100</b>	<b>100</b>	<b>100</b>	<b>100</b>
 mm	<b>Largeur du Bandage (mm)</b>	<b>30</b>	<b>30</b>	<b>30</b>	<b>30</b>
 Shore	<b>Dureté du bandage (<math>^{\circ}</math>Shore)</b>	<b>96 A</b>	<b>96 A</b>	<b>96 A</b>	<b>96 A</b>
 mm	<b>Largeur du Moyeu (mm)</b>	<b>40</b>	<b>40</b>	<b>40</b>	<b>40</b>
 mm	<b>Alésage (mm)</b>	<b>12</b>	<b>12</b>	<b>12</b>	<b>12</b>
	<b>Type de Roulement</b>	<b>Rouleaux</b>	<b>Rouleaux</b>	<b>Rouleaux</b>	<b>Rouleaux</b>
 mm	<b>Hauteur Totale (mm)</b>	-	<b>125</b>	<b>125</b>	<b>125</b>
 mm	<b>Format Extérieur Platine (A x B mm)</b>	-	<b>80 X 105</b>	<b>80 X 105</b>	<b>87 x 102</b>
 mm	<b>Entraxe Perçages de Fixation (A x B1/B mm)</b>	-	<b>60 x 80/76</b>	<b>60 x 80/76</b>	<b>60 x 80/76</b>
 mm	<b>Diamètre Trou de Fixation (mm)</b>	-	<b>9</b>	<b>9</b>	<b>9</b>
 kg	<b>Charge Admissible par Roue ou Roulette (kg)</b>	<b>150</b>	<b>150</b>	<b>150</b>	<b>150</b>