

















# FICHE TECHNIQUE Roues & Roulettes

## Série Haute Température Standard INOX $\phi$ 80 mm à Platine

Roue résine phénolique standard. Chape en INOX estampé  
Pivotement sur 2 rangées de billes. Moyeu lisse. Axe démontable.

|                                                                                              |                                                        | W800028                                                                           | W300250                                                                            | W300251                                                                             |  |
|----------------------------------------------------------------------------------------------|--------------------------------------------------------|-----------------------------------------------------------------------------------|------------------------------------------------------------------------------------|-------------------------------------------------------------------------------------|--|
| <b><math>\phi</math> 80 Platine</b>                                                          |                                                        |  |  |  |  |
| <br>mm     | <b>Diamètre de la Roue (mm)</b>                        | <b>80</b>                                                                         | <b>80</b>                                                                          | <b>80</b>                                                                           |  |
| <br>mm    | <b>Largeur du Bandage (mm)</b>                         | <b>35</b>                                                                         | <b>35</b>                                                                          | <b>35</b>                                                                           |  |
| <br>Shore | <b>Dureté du bandage (°Shore)</b>                      | <b>90 D</b>                                                                       | <b>90 D</b>                                                                        | <b>90 D</b>                                                                         |  |
| <br>mm    | <b>Largeur du Moyeu (mm)</b>                           | <b>40</b>                                                                         | <b>40</b>                                                                          | <b>40</b>                                                                           |  |
| <br>mm    | <b>Alésage (mm)</b>                                    | <b>10</b>                                                                         | <b>10</b>                                                                          | <b>10</b>                                                                           |  |
|           | <b>Type de Roulement</b>                               | <b>Lisse</b>                                                                      | <b>Lisse</b>                                                                       | <b>Lisse</b>                                                                        |  |
| <br>mm    | <b>Hauteur Totale (mm)</b>                             | -                                                                                 | <b>106</b>                                                                         | <b>106</b>                                                                          |  |
| <br>mm    | <b>Format Extérieur Platine<br/>(A x B mm)</b>         | -                                                                                 | <b>80 X 105</b>                                                                    | <b>80 X 105</b>                                                                     |  |
| <br>mm    | <b>Entraxe Perçages de Fixation<br/>(A x B1/B mm)</b>  | -                                                                                 | <b>60 x 80/76</b>                                                                  | <b>60 x 80/76</b>                                                                   |  |
| <br>mm    | <b>Diamètre Trou de Fixation<br/>(mm)</b>              | -                                                                                 | <b>9</b>                                                                           | <b>9</b>                                                                            |  |
| <br>kg    | <b>Charge Admissible par Roue<br/>ou Roulette (kg)</b> | <b>120</b>                                                                        | <b>120</b>                                                                         | <b>120</b>                                                                          |  |