

















# FICHE TECHNIQUE Roues & Roulettes

## Série Haute Température Standard INOX $\phi$ 100 mm à Platine

Roue résine phénolique standard. Chape en INOX estampé  
Pivotement sur 2 rangées de billes. Moyeu lisse. Axe démontable.

		W800029	W300252	W300253	
<b><math>\phi</math> 100 Platine</b>					
 mm	<b>Diamètre de la Roue (mm)</b>	<b>100</b>	<b>100</b>	<b>100</b>	
 mm	<b>Largeur du Bandage (mm)</b>	<b>35</b>	<b>35</b>	<b>35</b>	
 Shore	<b>Dureté du bandage (°Shore)</b>	<b>90 D</b>	<b>90 D</b>	<b>90 D</b>	
 mm	<b>Largeur du Moyeu (mm)</b>	<b>40</b>	<b>40</b>	<b>40</b>	
 mm	<b>Alésage (mm)</b>	<b>10</b>	<b>10</b>	<b>10</b>	
	<b>Type de Roulement</b>	<b>Lisse</b>	<b>Lisse</b>	<b>Lisse</b>	
 mm	<b>Hauteur Totale (mm)</b>	-	<b>128</b>	<b>128</b>	
 mm	<b>Format Extérieur Platine (A x B mm)</b>	-	<b>80 X 105</b>	<b>80 X 105</b>	
 mm	<b>Entraxe Perçages de Fixation (A x B1/B mm)</b>	-	<b>60 x 80/76</b>	<b>60 x 80/76</b>	
 mm	<b>Diamètre Trou de Fixation (mm)</b>	-	<b>9</b>	<b>9</b>	
 kg	<b>Charge Admissible par Roue ou Roulette (kg)</b>	<b>150</b>	<b>150</b>	<b>150</b>	